


FORMULA FORD FESTIVAL FINAL GRID FOR RACE 23

ROW 14	19 KERSHAW	92 BELL
ROW 13	9 VANN GAGEN	54 COLBERT
ROW 12	36 DE GROOT	86 DE SARTE
ROW 11	32 MUTOH	1 FRANCIS
ROW 10	103 KOSTOR	59 GILMORE
ROW 9	46 THOMPSON	57 KAURALA
ROW 8	39 DELLUS	7 TURKINGTON
ROW 7	37 COLEMAN	58 CATT
ROW 6	100 KOOL	3 LONG
ROW 5	89 PATRICK	18 DOORNBOS
ROW 4	29 RUDHOLM	73 CARROLL
ROW 3	30 VERGERS	8 GRAY
ROW 2	87 COURTNEY	13 TAYLOR
ROW 1	31 DAVIDSON	60 DAHLGREN
	POLE	



Brands Hatch
Circuit Length = 1.2262 miles.


MST sports timing

Clerk of Course:	Stewards:	Timekeeper:
------------------	-----------	-------------

FORMULA FORD FESTIVAL SEMI FINAL 2

GRID FOR RACE 15

ROW 14	44 DEMACHY	97 SCHROEDER
ROW 13	41 OLANDER	94 CARUGATI
ROW 12	36 DE GROOT	91 KANE
ROW 11	54 COLBERT	104 ROGERS
ROW 10	39 DELLUS	103 KOSTOR
ROW 9	32 MUTOH	86 DE SARTE
ROW 8	46 THOMPSON	92 BELL
ROW 7	38 SCOTT	88 ZWOLSMAN
ROW 6	33 JANIS	93 DANIELSSON
ROW 5	29 RUDHOLM	100 KOOL
ROW 4	37 COLEMAN	85 FRANCHITTI
ROW 3	30 VERGERS	89 PATRICK
ROW 2	43 BENZ	101 GORANSSON
ROW 1	31 DAVIDSON	87 COURTNEY
	POLE	



Brands Hatch
Circuit Length = 1.2262 miles.

MST sports timing

Clerk of Course:	Stewards:	Timekeeper:
------------------	-----------	-------------

FORMULA FORD FESTIVAL SEMI FINAL 1

PROVISIONAL RESULTS RACE 14

POS	NO	CL	NAME	NAT	ENTRY	TIME	LAPS	GAP	MPH	BEST
1	60		Robert DAHLGREN	SWE	Van Diemen RF00	13:21.905	15		82.65	52.773
2	13		Mark TAYLOR	ENG	Mygale SJ00	13:26.543	15	4.638	82.18	53.075
3	8		Peter GRAY	SCO	Van Diemen RF00	13:32.155	15	10.250	81.61	53.487
4	73		Adam CARROLL	NIR	Van Diemen RF00	13:33.345	15	11.440	81.49	53.411
5	18		Robert DOORNBOS	BEL	Van Diemen RF00	13:34.746	15	12.841	81.35	53.462
6	3		Pat LONG	USA	Van Diemen RF00	13:36.651	15	14.746	81.16	53.583
7	58		Gary CATT	ENG	Van Diemen RF00	13:36.743	15	14.838	81.15	53.561
8	7		Gary TURKINGTON	NIR	Van Diemen RF00	13:37.567	15	15.662	81.07	53.548
9	57		Olli KAURALA	FIN	Van Diemen RF00	13:37.848	15	15.943	81.04	53.475
10	59		Matthew GILMORE	NIR	Van Diemen RF99	13:41.123	15	19.218	80.72	53.845
11	1		Brett FRANCIS	AUS	Van Diemen RF99	13:42.936	15	21.031	80.54	53.885
12	62		Tristan TE PAS	NED	Swift Cooper 00	13:44.200	15	22.295	80.42	53.706
13	9		Daap VANN GAGEN	NED	Swift Cooper 00	13:46.882	15	24.977	80.16	53.573
14	19		Philip KERSHAW	IRL	Mygale SJ00	13:47.090	15	25.185	80.13	53.981
15	11		Andre SCHEIDEGGER	SUI	Van Diemen RF00	13:48.796	15	26.891	79.97	53.878
16	72		Tom KELLER	LUX	Van Diemen	13:50.249	15	28.344	79.83	54.133
17	68		Gordon COLEMAN	IRL	Van Diemen RF99	13:50.556	15	28.651	79.80	53.929
18	5		Jussi PINOMAKI	FIN	Swift SC99Z	13:53.772	15	31.867	79.49	54.079
19	75		Riko FURTBAUER	AUT	Van Diemen RF00	13:54.073	15	32.168	79.46	54.224
20	74		Julien SCHELL	FRA	Mygale SJ99	13:54.217	15	32.312	79.45	54.171
21	6		Rowland KINCH	ENG	Van Diemen RF00	13:57.468	15	35.563	79.14	54.294
22	63		Robert URQUHART	ENG	Mygale SJ00	13:59.125	15	37.220	78.99	54.211
23	67		Derek M DALY	IRL	Mygale SJ00	14:00.996	15	39.091	78.81	54.710
24	14		Anders Ole EGEbart	DEN	Van Diemen RF97	14:05.806	15	43.901	78.36	54.632
25	20		Ivor McCULLOUGH	NIR	Van Diemen	14:09.426	15	47.521	78.03	53.732

NOT CLASSIFIED

69	Tommy REID	NIR	Van Diemen RF96	6:54.341	7	D.N.F.	74.74	55.241
66	Bas SCHOTHORST	NED	Van Diemen RF00	4:53.259	5	D.N.F.	75.49	54.006
17	Michel FLORIE	NED	Van Diemen RF00		0	D.N.F.	N/A	

FASTEST LAP

60	Robert DAHLGREN		Van Diemen RF00	52.773	13	83.64mph	134.61kph
----	-----------------	--	-----------------	--------	----	----------	-----------

Weather: Cloudy/Track: Damp


MST sports timing

Brands Hatch
Circuit Length = 1.2262 miles.
Start: 11:00 End: 11:14

Clerk of Course:	Stewards:	Timekeeper:
------------------	-----------	-------------

FORMULA FORD FESTIVAL SEMI FINAL 1

GRID FOR RACE 14

ROW 14	20 McCULLOUGH	67 DALY
ROW 13	6 KINCH	69 REID
ROW 12	14 EGEbart	74 SCHELL
ROW 11	9 VANN GAGEN	75 FURTBAUER
ROW 10	5 PINOMAKI	68 COLEMAN
ROW 9	19 KERSHAW	72 KELLER
ROW 8	17 FLORIE	62 TE PAS
ROW 7	1 FRANCIS	63 URQUHART
ROW 6	11 SCHEIDEGGER	66 SCHOTHORST
ROW 5	3 LONG	59 GILMORE
ROW 4	7 TURKINGTON	57 KAURALA
ROW 3	18 DOORNBOS	58 CATT
ROW 2	8 GRAY	73 CARROLL
ROW 1	13 TAYLOR	60 DAHLGREN
POLE		
		

Brands Hatch
Circuit Length = 1.2262 miles.

MST sports timing

Clerk of Course:	Stewards:	Timekeeper:
------------------	-----------	-------------

FORMULA FORD FESTIVAL LAST CHANCE RACE PROVISIONAL RESULTS RACE 18

POS	NO	CL	NAME	NAT	ENTRY	TIME	LAPS	GAP	MPH	BEST
1	36		Steffan DE GROOT	NED	Van Diemen RF00	4:36.689	5		80.01	53.891
2	86		Raphael DE SARTE	FRA	Van Diemen RF99	4:38.054	5	1.365	79.62	53.851
3	9		Daap VANN GAGEN	NED	Swift Cooper 00	4:38.234	5	1.545	79.57	53.752
4	54		Stephen COLBERT	NIR	Mygale SJ00	4:38.828	5	2.139	79.40	53.899
5	19		Philip KERSHAW	IRL	Mygale SJ00	4:40.011	5	3.322	79.06	54.164
6	92		Robert BELL	ENG	Van Diemen RF00	4:40.178	5	3.489	79.01	54.103
7	62		Tristan TE PAS	NED	Swift Cooper 00	4:40.470	5	3.781	78.93	53.408
8	68		Gordon COLEMAN	IRL	Van Diemen RF99	4:41.698	5	5.009	78.59	53.788
9	41		Peer OLANDER	DEN	Van Diemen RF99	4:44.340	5	7.651	77.86	54.388
10	11		Andre SCHEIDEGGER	SUI	Van Diemen RF00	4:44.514	5	7.825	77.81	54.246
11	75		Riko FURTBAUER	AUT	Van Diemen RF00	4:48.183	5	11.494	76.82	54.606
12	72		Tom KELLER	LUX	Van Diemen	4:48.375	5	11.686	76.77	54.091
13	101		Richard GORANSSON		Van Diemen RF00	4:48.770	5	12.081	76.66	53.057
14	94		Daniel CARUGATI	SUI	Mygale SJ98	4:51.270	5	14.581	76.00	54.970
15	34		Fabien VIROULET	FRA	Van Diemen RF97	4:52.420	5	15.731	75.71	54.589
16	5		Jussi PINOMAKI	FIN	Swift SC99Z	4:52.775	5	16.086	75.61	54.420

FASTEST LAP

101	Richard GORANSSON	Van Diemen RF00	53.057	4	83.20mph	133.89kph
-----	-------------------	-----------------	--------	---	----------	-----------

Weather: Cloudy/Track: Damp

MST sports timing


Brands Hatch
Circuit Length = 1.2262 miles.
Start: 13:47 End: 13:52

Clerk of Course:	Stewards:	Timekeeper:
------------------	-----------	-------------

FORMULA FORD FESTIVAL LAST CHANCE RACE

GRID FOR RACE 17

ROW 8	94 CARUGATI	75 FURTBAUER
ROW 7	34 VIROULET	5 PINOMAKI
ROW 6	41 OLANDER	68 COLEMAN
ROW 5	92 BELL	72 KELLER
ROW 4	54 COLBERT	11 SCHEIDEGGER
ROW 3	101 GORANSSON	19 KERSHAW
ROW 2	86 DE SARTE	9 VANN GAGEN
ROW 1	36 DE GROOT	62 TE PAS
	POLE 53.891	



Weather: Cloudy/Track: Damp

MST sports timing

Brands Hatch
Circuit Length = 1.2262 miles.
Start: 13:47 End: 13:52

Clerk of Course:	Stewards:	Timekeeper:
------------------	-----------	-------------

FORMULA FORD FESTIVAL HEAT 4 PROVISIONAL RESULTS FOR RACE 8

POS	NO	CL	NAME	NAT	ENTRY	TIME	LAPS	GAP	MPH	BEST
1	87		James COURTNEY	AUS	Van Diemen RF00	10:56.624	12		80.77	53.269
2	101		Richard GORANSSON		Van Diemen RF00	10:56.835	12	0.211	80.75	53.242
3	89		Danica PATRICK	USA	Mygale SJ00	11:01.497	12	4.873	80.18	53.897
4	85		Marino FRANCHITTI	SCO	Van Diemen RF00	11:02.230	12	5.606	80.09	53.798
5	100		Ferdinand KOOL	NED	Mygale SJ99	11:03.005	12	6.381	79.99	53.874
6	93		Alex DANIELSSON	SWE	Vector MG00	11:03.705	12	7.081	79.91	53.911
7	88		Ross ZWOLSMAN	NED	Van Diemen RF00	11:06.888	12	10.264	79.53	54.159
8	92		Robert BELL	ENG	Van Diemen RF00	11:08.261	12	11.637	79.36	54.258
9	86		Raphael DE SARTE	FRA	Van Diemen RF99	11:09.236	12	12.612	79.25	54.496
10	103		Sepp KOSTOR	NED	Swift Cooper 00	11:09.516	12	12.892	79.22	54.004
11	104		Tony ROGERS	NIR	Van Diemen RF00	11:10.941	12	14.317	79.05	54.319
12	91		Stephen KANE	NIR	Van Diemen RF00	11:11.395	12	14.771	78.99	54.252
13	94		Daniel CARUGATI	SUI	Mygale SJ98	11:24.518	12	27.894	77.48	55.497
14	97		Sam SCHROEDER	ENG	Mygale SJ99	11:24.925	12	28.301	77.43	55.267
15	99		Barry POMFRET	ENG	Van Diemen RF99	11:33.015	12	36.391	76.53	55.839
16	95		Christophe RICARD	FRA	Mygale SJ97	11:40.170	12	43.546	75.75	56.926
17	102		Roland M FODOR	HUN	Mygale M98	11:48.616	12	51.992	74.84	57.123
18	98		Robert HOWE	ENG	Van Diemen RF96	11:03.621	11	1 LAP	73.27	57.789
NOT CLASSIFIED										
96			Raymond KNOX	NIR	Van Diemen RF99	9:43.649	10	D.N.F.	75.74	55.995
FASTEST LAP										
101			Richard GORANSSON		Van Diemen RF00	53.242	9	82.91mph		133.43kph

Weather: Murky/Track: Wet

MST sports timing

Brands Hatch
Circuit Length = 1.2262 miles.
Start: 15:09 End: 15:20

Clerk of Course:	Stewards:	Timekeeper:
------------------	-----------	-------------

FORMULA FORD FESTIVAL HEAT 3 PROVISIONAL RESULTS FOR RACE 7

POS	NO	CL	NAME	NAT	ENTRY	TIME	LAPS	GAP	MPH	BEST
1	60		Robert DAHLGREN	SWE	Van Diemen RF00	10:52.077	12		81.33	53.442
2	73		Adam CARROLL	NIR	Van Diemen RF00	10:58.441	12	6.364	80.55	54.066
3	58		Gary CATT	ENG	Van Diemen RF00	11:02.693	12	10.616	80.03	54.236
4	57		Olli KAURALA	FIN	Van Diemen RF00	11:02.915	12	10.838	80.01	54.385
5	59		Matthew GILMORE	NIR	Van Diemen RF99	11:04.799	12	12.722	79.78	54.340
6	66		Bas SCHOTHORST	NED	Van Diemen RF00	11:06.094	12	14.017	79.62	54.215
7	63		Robert URQUHART	ENG	Mygale SJ00	11:07.769	12	15.692	79.42	54.478
8	62		Tristan TE PAS	NED	Swift Cooper 00	11:14.538	12	22.461	78.63	54.177
9	72		Tom KELLER	LUX	Van Diemen	11:15.085	12	23.008	78.56	54.748
10	68		Gordon COLEMAN	IRL	Van Diemen RF99	11:15.589	12	23.512	78.50	54.478
11	75		Riko FURTBAUER	AUT	Van Diemen RF00	11:20.039	12	27.962	77.99	54.969
12	74		Julien SCHELL	FRA	Mygale SJ99	11:22.698	12	30.621	77.69	55.169
13	69		Tommy REID	NIR	Van Diemen RF96	11:33.709	12	41.632	76.45	56.157
14	67		Derek M DALY	IRL	Mygale SJ00	11:35.038	12	42.961	76.31	55.147
15	61		Ewen MERRETT	ENG	Jamun T25	11:37.661	12	45.584	76.02	55.910
16	70		Kenn LYNGBY	DEN	Van Diemen RF96	11:05.702	11	1 LAP	73.04	58.633
NOT CLASSIFIED										
65	Alistair MORTON	SCO	Mygale SJ98			9:42.563	10	D.N.F.	75.89	55.498
FASTEST LAP										
60	Robert DAHLGREN		Van Diemen RF00			53.442	12	82.60mph		132.93kph

Weather: Rain/Track: Wet

MST sports timing

Brands Hatch
Circuit Length = 1.2262 miles.
Start: 14:48 End: 14:59

Clerk of Course:	Stewards:	Timekeeper:
------------------	-----------	-------------

FORMULA FORD FESTIVAL HEAT 2

PROVISIONAL RESULTS FOR RACE 6 - AMENDED

POS	NO	CL	NAME	NAT	ENTRY	TIME	LAPS	GAP	MPH	BEST
1	31		Anthony DAVIDSON	ENG	Mygale SJ00	10:43.642	12		82.40	52.871
2	43		Marc BENZ	SUI	Van Diemen RF00	10:51.514	12	7.872	81.41	53.529
3	30		Michael VERGERS	NED	Mygale SJ00	10:58.237	12	14.595	80.57	53.716
4	37		Robby COLEMAN	IRL	Mygale SJ00	10:59.167	12	15.525	80.46	54.056
5	29		Robin RUDHOLM	SWE	Van Diemen RF00	10:59.380	12	15.738	80.43	53.711
6	38		Robert SCOTT	ENG	Vector MG00	11:01.441	12	17.799	80.18	53.768
7	46		Andrew THOMPSON	ENG	Van Diemen RF00	11:02.230	12	18.588	80.09	53.850
8	32		Hideki MUTOH	JPN	Van Diemen RF00	11:02.824	12	19.182	80.02	53.970
9	39		Geoffrey DELLUS	FRA	Mygale SJ00	11:03.885	12	20.243	79.89	53.904
10	54		Stephen COLBERT	NIR	Mygale SJ00	11:04.693	12	21.051	79.79	53.965
11	36		Steffan DE GROOT	NED	Van Diemen RF00	11:07.424	12	23.782	79.46	53.878
12	41		Peer OLANDER	DEN	Van Diemen RF99	11:12.150	12	28.508	78.91	54.777
13	44		Francois DEMACHY	FRA	Swift SC99	11:13.279	12	29.637	78.77	54.690
14	34		Fabien VIROLET	FRA	Van Diemen RF97	11:25.269	12	41.627	77.40	55.263
15	45		Julian TAYLOR	SCO	Mygale SJ99	11:30.307	12	46.665	76.83	55.895
16	40		Derek S DALY	IRL	Mygale SJ97	11:32.399	12	48.757	76.60	56.164
NOT CLASSIFIED										
	42		Luke HINES	ENG			0	D.N.F.	N/A	
FASTEST LAP										
	31		Anthony DAVIDSON		Mygale SJ00	52.871	12	83.49mph		134.36kph

No 33 excluded from the results - technical infringement
 Weather: Murky/Track: Damp

MST sports timing

www.mstworld.com

Brands Hatch
 Circuit Length = 1.2262 miles.
 Start: 14:28 End: 14:39
 Issued - 11:00 Sunday, 22 October 2000

FORMULA FORD FESTIVAL HEAT 1

PROVISIONAL RESULTS FOR RACE 5

POS	NO	CL	NAME	NAT	ENTRY	TIME	LAPS	GAP	MPH	BEST
1	13		Mark TAYLOR	ENG	Mygale SJ00	10:48.767	12		81.75	53.193
2	8		Peter GRAY	SCO	Van Diemen RF00	10:54.935	12	6.168	80.98	53.657
3	18		Robert DOORBOS	BEL	Van Diemen RF00	10:57.631	12	8.864	80.65	53.581
4	7		Gary TURKINGTON	NIR	Van Diemen RF00	10:58.299	12	9.532	80.57	53.569
5	3		Pat LONG	USA	Van Diemen RF00	11:00.743	12	11.976	80.27	53.707
6	11		Andre SCHEIDEGGER	SUI	Van Diemen RF00	11:02.668	12	13.901	80.03	54.176
7	1		Brett FRANCIS	AUS	Van Diemen RF99	11:03.915	12	15.148	79.88	54.007
8	17		Michel FLORIE	NED	Van Diemen RF00	11:05.982	12	17.215	79.64	54.150
9	19		Philip KERSHAW	IRL	Mygale SJ00	11:10.003	12	21.236	79.16	54.302
10	5		Jussi PINOMAKI	FIN	Swift SC99Z	11:13.567	12	24.800	78.74	54.730
11	9		Daap VANN GAGEN	NED	Swift Cooper 00	11:18.586	12	29.819	78.16	54.023
12	14		Anders Ole EGEbart	DEN	Van Diemen RF97	11:20.294	12	31.527	77.96	54.693
13	6		Rowland KINCH	ENG	Van Diemen RF00	11:21.339	12	32.572	77.84	54.859
14	20		Ivor McCULLOUGH	NIR	Van Diemen	11:22.011	12	33.244	77.76	54.165
15	4		Luke YOULDEN	AUS	Mygale SJ00	11:23.127	12	34.360	77.64	54.008
16	12		Stefan OLALLSSON	SWE	Vector MG99	11:26.018	12	37.251	77.31	54.641
17	15		Stephane DUCLOS	FRA	Van Diemen RF95	11:28.563	12	39.796	77.02	54.679
18	16		Patrick MORRISSEY	FRA	Swift SC97	10:57.591	11	1 LAP	73.94	57.348
19	2		Alan VAN DER MERWE	RSA	Mygale SJ00	11:26.892	10	2 LAPS	64.36	53.197
20	10		Stefan HODGETTS	ENG	Mygale SJ00	10:55.343	9	3 LAPS	60.72	54.194

FASTEST LAP

13	Mark TAYLOR	Mygale SJ00	53.193	8	82.98mph	133.55kph
----	-------------	-------------	--------	---	----------	-----------

Weather: Misty/Track: Damp

MST sports timing

Brands Hatch
Circuit Length = 1.2262 miles.
Start: 14:05 End: 14:16

Clerk of Course:	Stewards:	Timekeeper:
------------------	-----------	-------------

FORMULA FORD FESTIVAL FINAL

PROVISIONAL RESULT RACE 23

POS	NO	CL	NAME	NAT	ENTRY	TIME	LAPS	GAP	MPH	BEST
1	31		Anthony DAVIDSON	ENG	Mygale SJ00	4:09.335	5		88.79	48.321
2	89		Danica PATRICK	USA	Mygale SJ00	4:09.781	5	0.446	88.63	48.288
3	29		Robin RUDHOLM	SWE	Van Diemen RF00	4:11.573	5	2.238	88.00	48.443
4	30		Michael VERGERS	NED	Mygale SJ00	4:13.486	5	4.151	87.33	48.741
5	37		Robby COLEMAN	IRL	Mygale SJ00	4:14.159	5	4.824	87.10	48.795
6	92		Robert BELL	ENG	Van Diemen RF00	4:14.333	5	4.998	87.04	48.400
7	32		Hideki MUTOH	JPN	Van Diemen RF00	4:15.453	5	6.118	86.66	48.276
8	13		Mark TAYLOR	ENG	Mygale SJ00	4:17.877	5	8.542	85.85	48.099
9	7		Gary TURKINGTON	NIR	Van Diemen RF00	4:18.423	5	9.088	85.67	48.875
10	36		Steffan DE GROOT	NED	Van Diemen RF00	4:18.769	5	9.434	85.55	49.431
11	73		Adam CARROLL	NIR	Van Diemen RF00	4:18.941	5	9.606	85.49	49.135
12	59		Matthew GILMORE	NIR	Van Diemen RF99	4:19.450	5	10.115	85.33	49.299
13	87		James COURTNEY	AUS	Van Diemen RF00	4:19.488	5	10.153	85.31	47.892
14	9		Daap VANN GAGEN	NED	Swift Cooper 00	4:19.715	5	10.380	85.24	49.469
15	86		Raphael DE SARTE	FRA	Van Diemen RF99	4:22.203	5	12.868	84.43	50.117
16	19		Philip KERSHAW	IRL	Mygale SJ00	4:22.383	5	13.048	84.37	50.308
17	1		Brett FRANCIS	AUS	Van Diemen RF99	4:22.587	5	13.252	84.31	49.300
18	8		Peter GRAY	SCO	Van Diemen RF00	4:25.846	5	16.511	83.27	47.903
NOT CLASSIFIED										
60			Robert DAHLGREN	SWE	Van Diemen RF00	3:20.145	4	D.N.F.	88.56	48.041
58			Gary CATT	ENG	Van Diemen RF00	1:47.156	2	D.N.F.	83.02	49.035
3			Pat LONG	USA	Van Diemen RF00	1:02.503	1	D.N.F.	71.70	1:02.503
FASTEST LAP										
87			James COURTNEY		Van Diemen RF00	47.892	3	92.17mph		148.33kph

Original race red flagged after leader had completed 14 laps
 No 18, 39, 46, 54, 57, 100 & 103 did not restart

Brands Hatch
 Circuit Length = 1.2262 miles.
 Start: 17:00 End: 17:04

MST sports timing

Clerk of Course:	Stewards:	Timekeeper:
------------------	-----------	-------------

FORMULA FORD FESTIVAL SEMI FINAL 2

PROVISIONAL RESULTS RACE 15

POS	NO	CL	NAME	NAT	ENTRY	TIME	LAPS	GAP	MPH	BEST
1	31		Anthony DAVIDSON	ENG	Mygale SJ00	12:24.232	14		83.13	52.412
2	87		James COURTNEY	AUS	Van Diemen RF00	12:28.243	14	4.011	82.68	52.692
3	30		Michael VERGERS	NED	Mygale SJ00	12:38.992	14	14.760	81.51	53.342
4	29		Robin RUDHOLM	SWE	Van Diemen RF00	12:40.287	14	16.055	81.37	53.179
5	89		Danica PATRICK	USA	Mygale SJ00	12:40.560	14	16.328	81.34	53.237
6	100		Ferdinand KOOL	NED	Mygale SJ99	12:41.472	14	17.240	81.24	53.180
7	37		Robby COLEMAN	IRL	Mygale SJ00	12:42.539	14	18.307	81.13	53.501
8	39		Geoffrey DELLUS	FRA	Mygale SJ00	12:44.765	14	20.533	80.89	53.599
9	46		Andrew THOMPSON	ENG	Van Diemen RF00	12:46.563	14	22.331	80.70	53.586
10	103		Sepp KOSTOR	NED	Swift Cooper 00	12:46.902	14	22.670	80.67	53.176
11	32		Hideki MUTOH	JPN	Van Diemen RF00	12:49.690	14	25.458	80.38	53.434
12	36		Steffan DE GROOT	NED	Van Diemen RF00	12:50.530	14	26.298	80.29	53.519
13	86		Raphael DE SARTE	FRA	Van Diemen RF99	12:50.682	14	26.450	80.27	53.855
14	101		Richard GORANSSON		Van Diemen RF00	12:55.933	14	31.701	79.73	53.807
15	54		Stephen COLBERT	NIR	Mygale SJ00	12:56.026	14	31.794	79.72	53.581
16	92		Robert BELL	ENG	Van Diemen RF00	12:56.229	14	31.997	79.70	53.472
17	41		Peer OLANDER	DEN	Van Diemen RF99	12:58.669	14	34.437	79.45	54.041
18	44		Francois DEMACHY	FRA	Swift SC99	13:00.982	14	36.750	79.21	54.526
19	34		Fabien VIROLET	FRA	Van Diemen RF97	13:04.134	14	39.902	78.90	54.685
20	94		Daniel CARUGATI	SUI	Mygale SJ98	13:04.231	14	39.999	78.89	54.773
21	97		Sam SCHROEDER	ENG	Mygale SJ99	13:04.667	14	40.435	78.84	54.728

NOT CLASSIFIED

104	Tony ROGERS	NIR	Van Diemen RF00	5:36.472	6	D.N.F.	78.91	53.786
43	Marc BENZ	SUI	Van Diemen RF00	59.848	1	D.N.F.	74.89	59.848
93	Alex DANIELSSON	SWE	Vector MG00	1:06.588	1	D.N.F.	67.30	1:06.588
91	Stephen KANE	NIR	Van Diemen RF00		0	D.N.F.	N/A	

FASTEST LAP

31	Anthony DAVIDSON		Mygale SJ00	52.412	13	84.22mph	135.54kph
----	------------------	--	-------------	--------	----	----------	-----------

Non-starters: 38, 85 & 88
Weather: Cloudy/Track: Damp

Brands Hatch
Circuit Length = 1.2262 miles.
Start: 11:50 End: 12:02

MST sports timing

Clerk of Course:	Stewards:	Timekeeper:
------------------	-----------	-------------